

CMGConnect

DIOCESE OF PEORIA



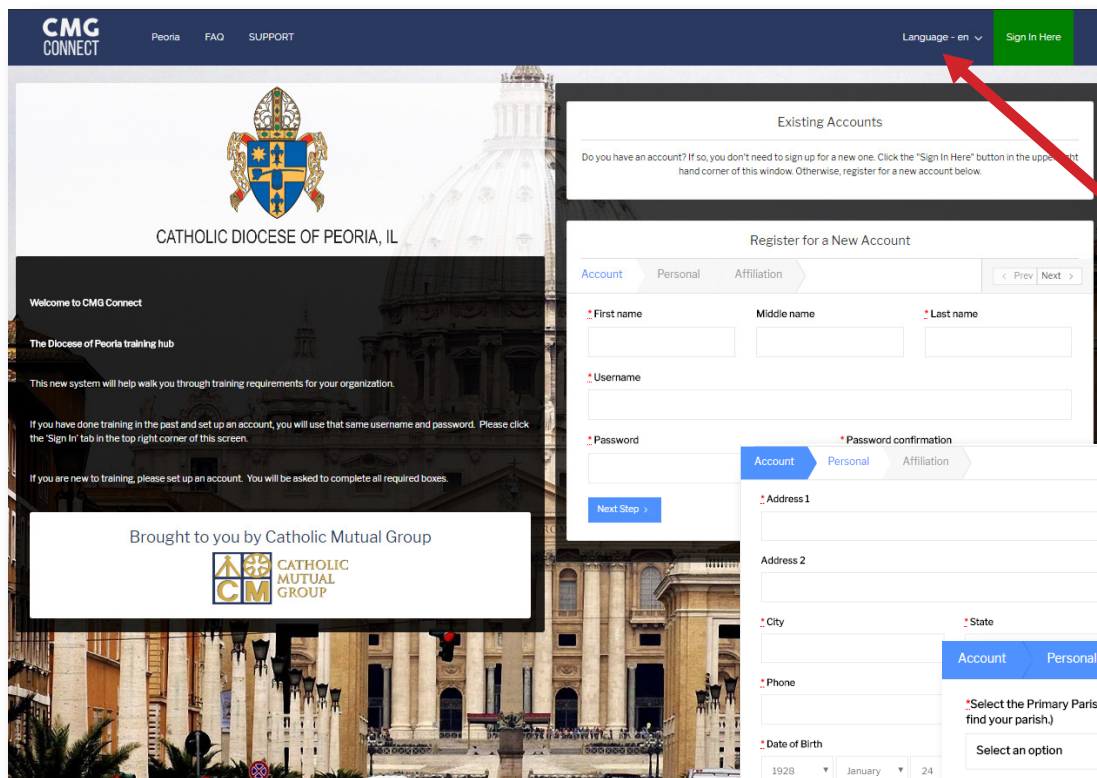
Safe Environment Training

Getting Started:

1. Go to <https://peoria.cmgconnect.org/>
2. Create a new account by completing all the boxes. This includes address, primary parish, and how you participate at your parish or school. If you have questions please contact your parish/school coordinator.
3. Your main learning dashboard will show you all of the requirements and optional training curriculums that have been customized for your particular role within the Diocese.
4. Click 'Start Curriculum' for the Safe Environment Training Curriculum.
5. Once training is completed, you can access your completion certificate by returning to the training dashboard and clicking 'Download Certificate'.

For more information, please use your FAQ
or Support tab at the top of the screen.





Users can click here to create their accounts in Spanish prior to registering

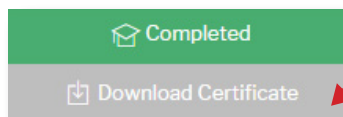
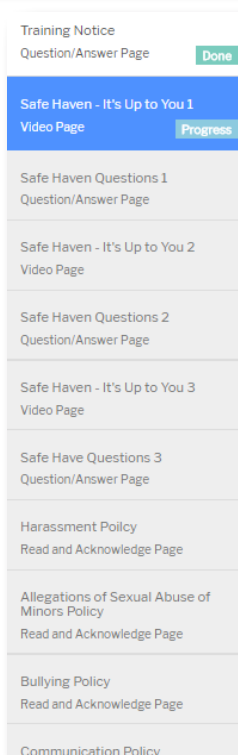

- You will progress through ALL three account creation screens before your registration is complete. *If you are unsure of what role to select for your participation category, please contact the diocese.*

- On your main dashboard, you will click Start Curriculum

- Complete the training sections—as you work through they will be marked as **Done** in each box.

- When finished, click the 'Dashboard' tab on the left side of your screen to return to your training options.

- Access your certificate by locating the completed curriculum on your dashboard and clicking the gray 'Download Certificate' button.



<https://Peoria.CMGconnect.org/>